



1 - My Presentation Slides

Understand your survey results



2 - Create your action plan

Click to begin building your action plan

Response Rate

100%

Invited
150

Responded
150

Completed
150

Avg Completion Time
9 min 2 sec

Category Results

Favorable | Neutral | Unfavorable

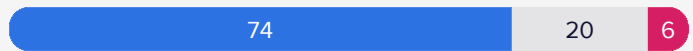
Category	Favorable	Neutral	Unfavorable
Safety & Security	91	5	4
Privacy	91	7	2
Respect by Staff	86	10	4
Staff Listening	83	13	4
Staff Responsiveness	81	13	6
Daily Decisions	80	16	4
Activities	80	15	5
Comfort	79	9	11

Favorable | Neutral | Unfavorable

Assistance




Food & Meals



Personal Relationships



Participation in Care



Personal Funds



Top 3 Strengths

Favorable | Neutral | Unfavorable

I am treated with respect & dignity by the staff.



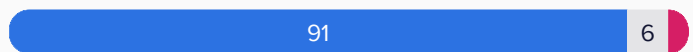
N-size: 150

My privacy is respected when people care for me.



N-size: 148

I receive the care and support I need.



N-size: 150

Bottom 3 Opportunities

■ Favorable | ■ Neutral | ■ Unfavorable

I can access my trust account whenever necessary.




N-size: 149

I am involved in decisions surrounding my health and well-being.



N-size: 150

I have opportunities for friendship at my home.



N-size: 150